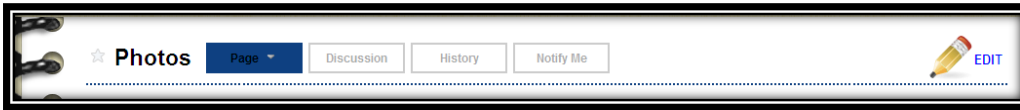


# How to insert Widgets in a Wiki.

Widget include: slides, posters, videos, songs and sounds.....



1. Log into your wikipage.
2. Go to the page you want to add the Widget
3. Click edit



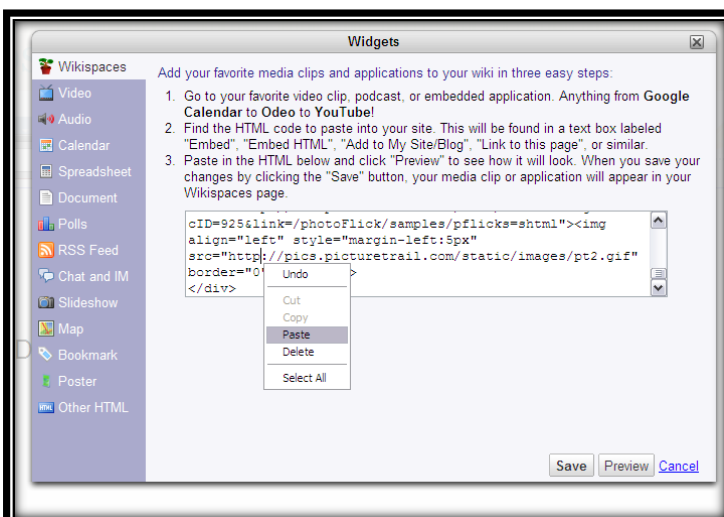
4. Click onto the page where you want to add the widget
5. Click on widget



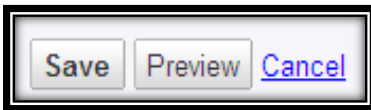
6. Click on what type of Widget you are adding. If in doubt click on Other.



7. Click into the box. Right click and paste.



8. Click save



9. Click Save on the main page



10. Keep your fingers crossed.



😊 **Made By Jess Hardley** ⓘ ⌘ ⌵